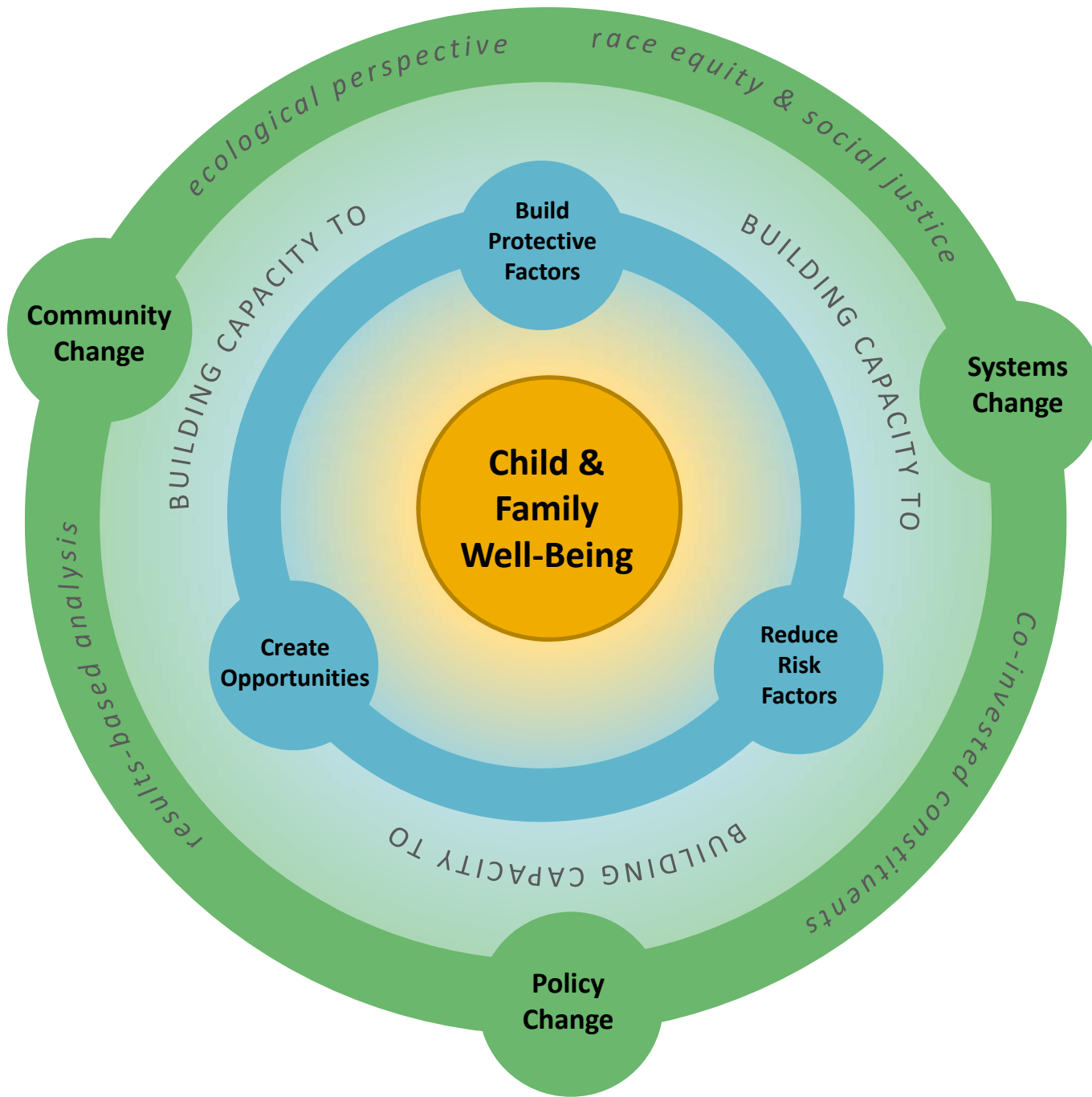


Child and Family Well-being Frame ©

September, 2010

CSSP's Child and Family Well-being Frame ©

- An articulation of our theory of change.
- A clear link between what we do and the change we hope to see.
- Aligns our work with the results we want to achieve.
- A framework for all our work to:
 - assess how our different bodies of work are consistent with our theory of change.
 - examine the intersections between bodies of work and the combined effect relative to our theory of change.
 - identify new work or new ways of working together.



The goal



Child & Family Well-Being

Child and Family Well-Being

is defined as an umbrella concept that refers to all aspects of a person's life, including physical health; psychological well-being; social well-being; financial well-being; family relationships; friendships; work; leisure; and the like.

Population Level Results

- The population level end, goal, condition we want for all children and families
- Can not be achieved by any one agency, organization, group or individual; requires collective action
- Eg. All Babies are Born Healthy*

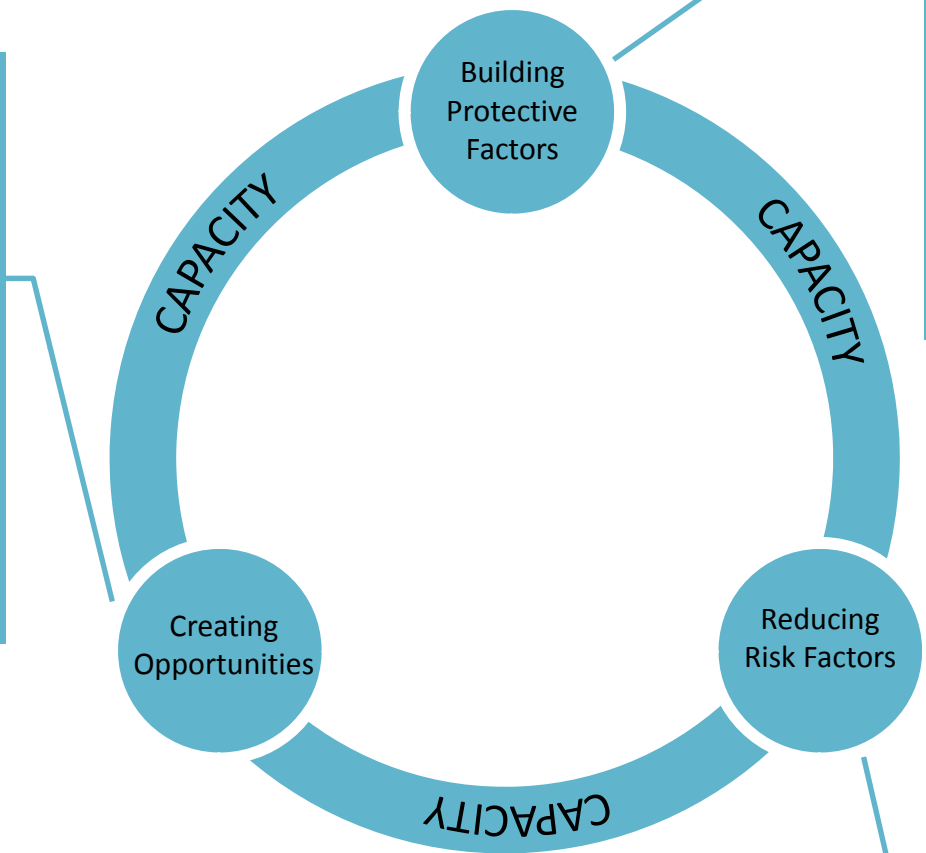
Indicators

- Measurable
- Powerful
- Quantifies progress towards the result
- Eg. The rate or percentage of low-weight births*

What our work influences

Opportunities
Connections to economic opportunities, effective and responsive services, and informal supports

Individual – school that identifies and responds to student needs
Family – school that help families be the children’s first teacher
Community – high performing schools



Protective Factors
Characteristics or conditions that increase well-being or serve as buffers against risk

Individual – experience a range adults with appropriate expectations about child behavior
Family – parents have knowledge of child development
Community – community support for accurate information about child development

Risk Factors
Characteristics or conditions that increase the likelihood of an outcome or a set of outcomes (usually negative)

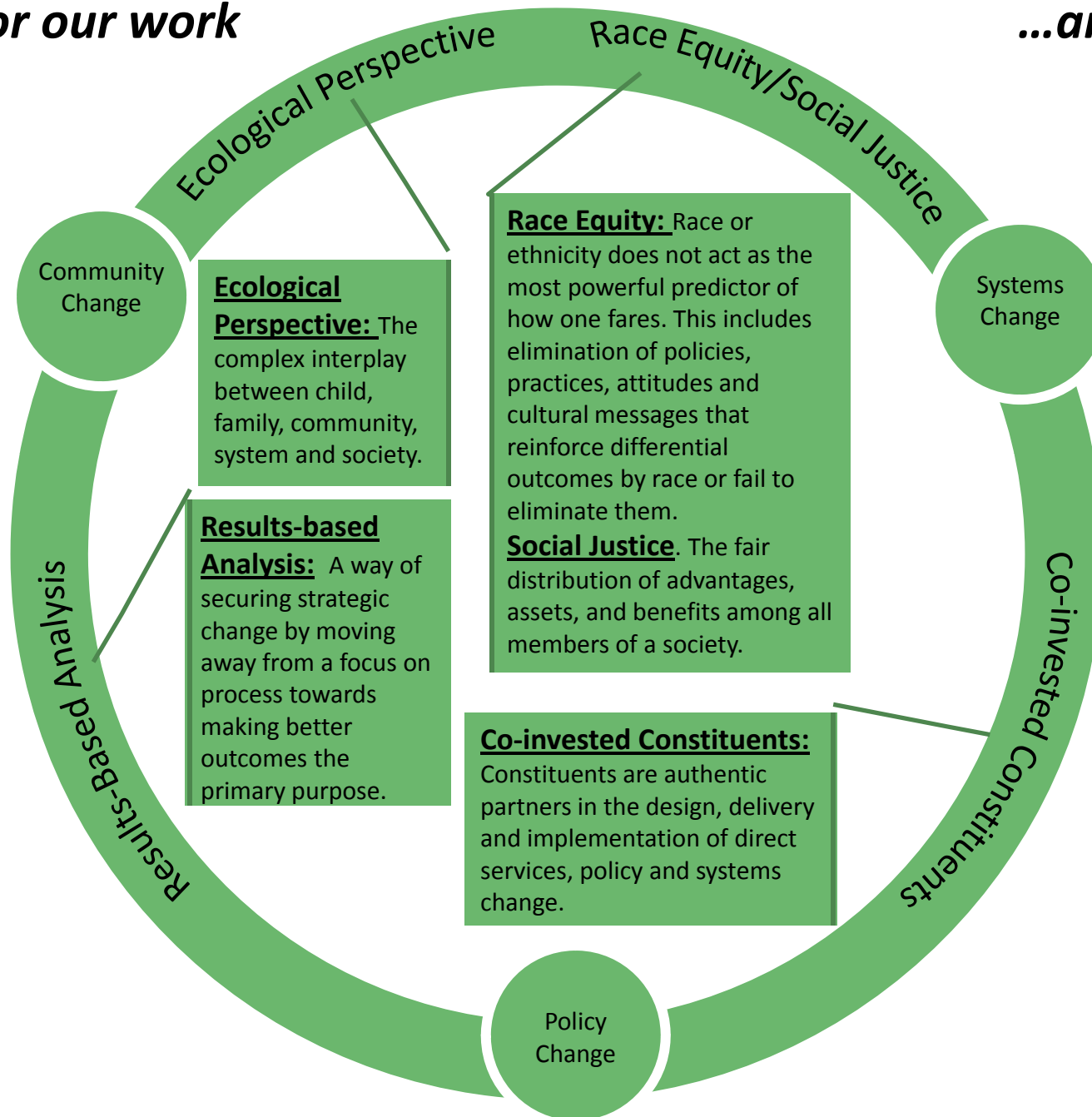
Individual - biomedical issues
Family – parental conflict
Community – violent neighborhoods

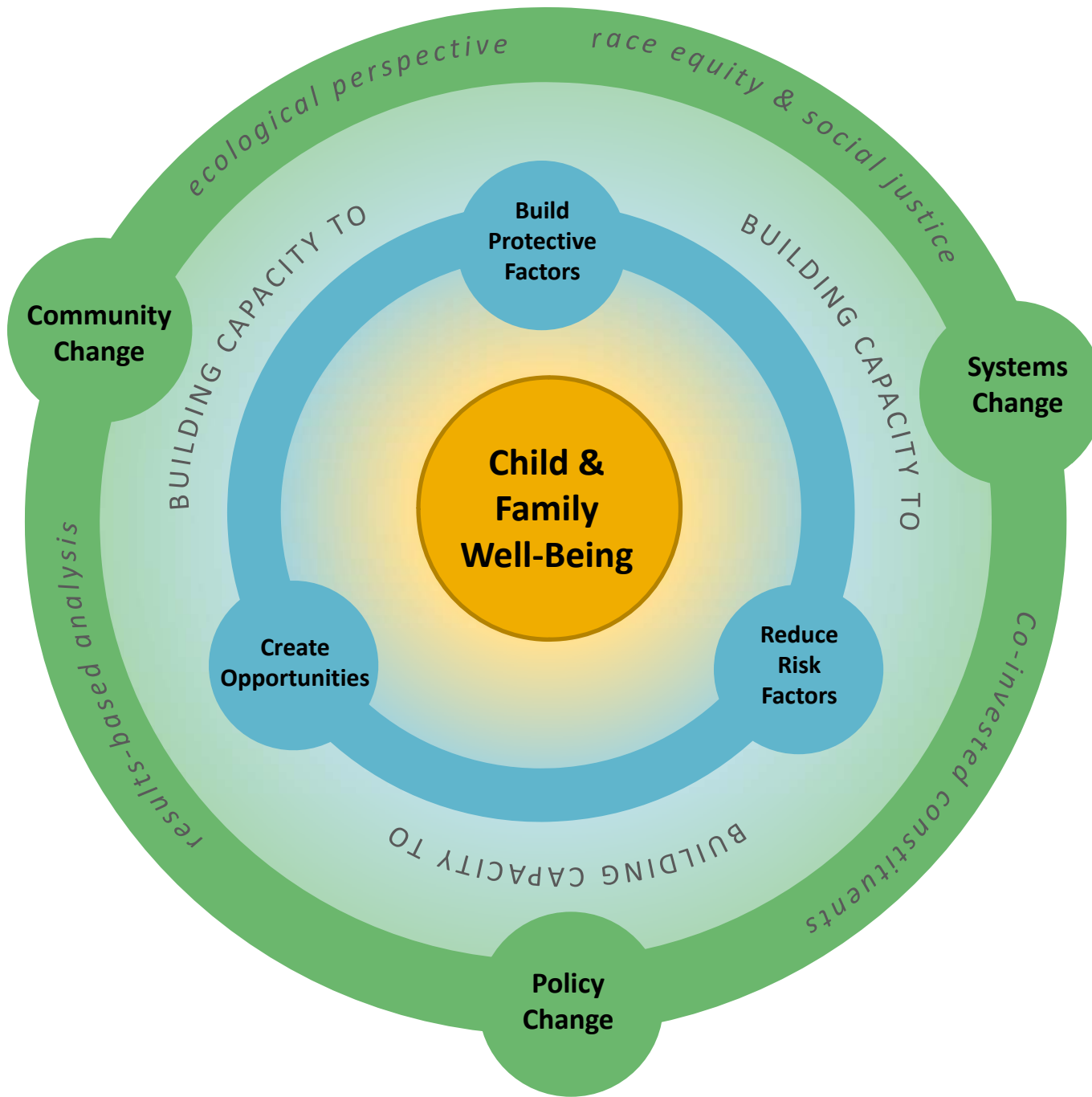
Capacity That Helps Create and Sustain Access to Opportunity, Decrease Risk Factors, and Increase Protective Factors

Community Capacities	System Capacities	Policy Capacities
<ul style="list-style-type: none">▪ Use of Data for Learning and Accountability▪ Resident Leadership▪ An Organized Community▪ The Ability to Develop Powerful Strategies to Improve Results▪ Effective Partnerships▪ Communications▪ Policy Advocacy▪ Financing	<ul style="list-style-type: none">▪ Use of Data for Learning and Accountability▪ Leadership▪ Engaged Management and Staff▪ The Ability to Develop Powerful Strategies to Improve Results▪ Effective Partnerships▪ Communications▪ Policy Support▪ Financing	<ul style="list-style-type: none">▪ Use of Data for Learning and Accountability▪ Leadership▪ Organization▪ The Ability to Develop Powerful Strategies to Improve Results▪ Effective Partnerships▪ Communications▪ Policy Oversight▪ Financing

Levers for our work

...and lenses





Child and Family Well-being Results

- Children are Healthy
- Children are Prepared to Succeed in School
- Youth are Prepared to Succeed as Adults
- Children Grow up in Safe, Supportive, and Economically Successful Families
- Communities Have the Resources and Opportunities Families Need to Succeed

Communities Have the Resources and Opportunities Families Need to Succeed Indicators:

- Percent/Number of participation in volunteerism or community service
- Percent/Number of registered voters that vote
- Percent/Number of persons incarcerated

Children are Healthy Indicators:

- Percent/Number of Low Weight Births
- Percent/Number of Children Receiving Developmental Screening during Health Care Visit (5mos – 10yrs)
- Percent/Number of Mothers Receiving Prenatal Care in the First Trimester
- Percent/Number of Overweight and Obese Children

Children are Prepared to Succeed in School Indicators:

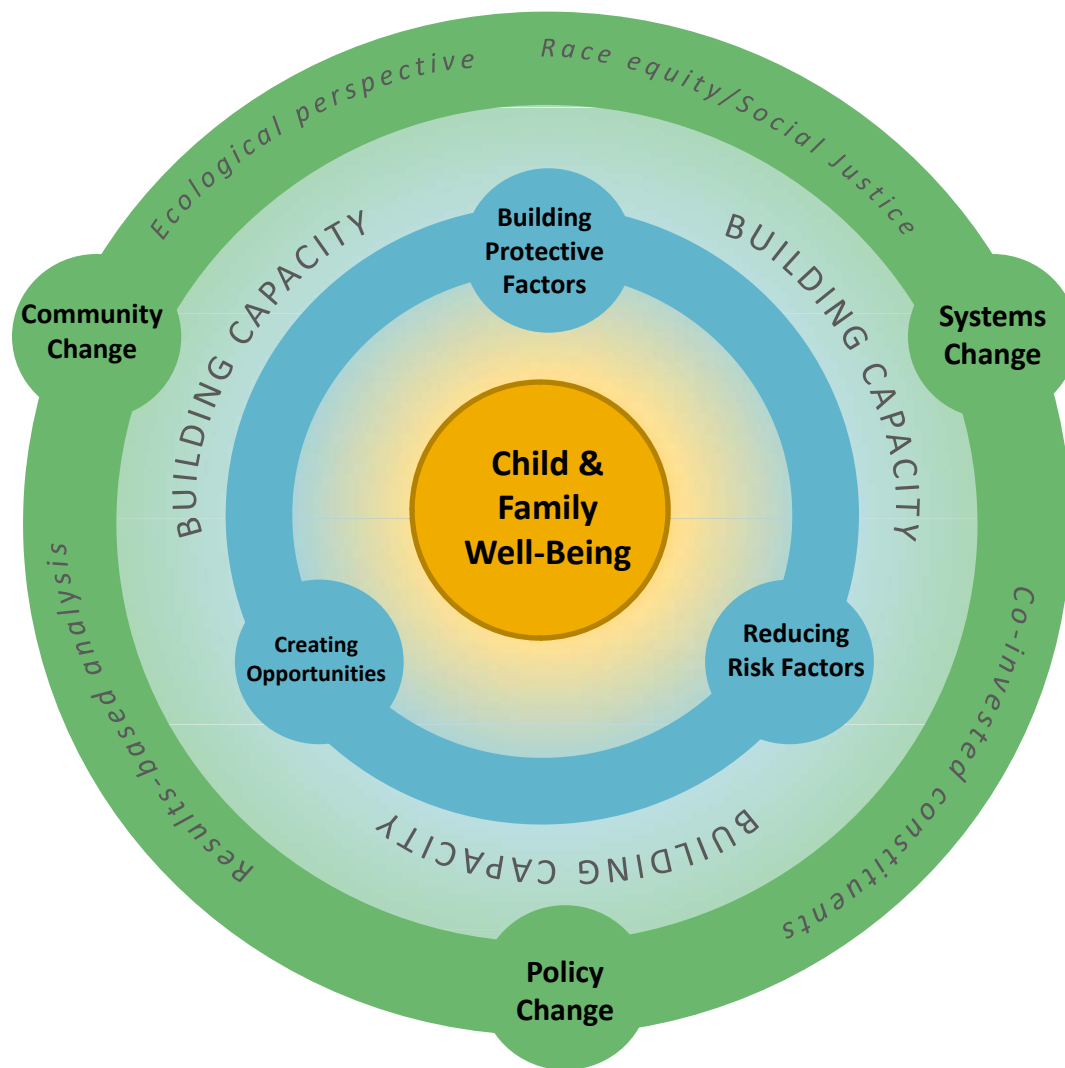
- Percent/Number of children ready for school at entry
- Percent/Number of children read to by their families
- Percent/Number of children aged 3-5 not enrolled in nursery school, preschool, or kindergarten
- Percent/Number of 4th grade students reading at proficient levels

Youth are Prepared to Succeed as Adults Indicators:

- Percent/Number of children scoring proficiently on 8th grade tests
- Percent/Number of students who graduate high school
- Percent/Number of youth aged 16-19 who are not in school and not high school graduates
- Rates of births to teens
- Percent/Number of volunteerism among youth
- Percent/Number of youth reporting feeling sadness/hopelessness in past 2 weeks
- Percent/Number of adults with a post-secondary degree or credential

Children Grow up in Safe, Supportive and Economically Successful Families Indicators:

- Rates of child abuse and neglect
- Rates of substance abuse
- Percent/Number of children who eat meals together, who have rules regarding TV, where parents read to the child, and where there is good parent- child communication
- Percent/Number of families with children living in unsafe, unstable or overcrowded housing
- Percent/Number of families living above 200% of the poverty threshold



Child and Family Well-being Results

- Children are Healthy
- Children are Prepared to Succeed in School
- Youth are Prepared to Succeed as Adults
- Children Grow up in Safe, Supportive, and Economically Successful Families
- Communities Have the Resources and Opportunities Families Need to Succeed

Child and Family Well-Being Frame ©